

# Eternal Descent



**OWNER'S MANUAL**

**DigiTech**  
by HARMAN

## DECLARATION OF CONFORMITY

Manufacturer's Name: DigiTech®  
Manufacturer's Address: 8760 S. Sandy Parkway  
Sandy, Utah 84070, U.S.A.

declares that the product:

Product name: Le Lyra  
Product option: all (requires Class II power adapter that conforms to the requirements of EN60065, EN60742, or equivalent.)

conforms to the following Product Specifications:

Safety IEC 60065 -01+Amd 1  
EMC EN 55022:2006  
EN 55024:1998  
FCC Part 15

Supplementary Information:

The product herewith complies with the requirements of the:  
Low Voltage Directive 2006/95/EC  
EMC Directive 2004/108/EC  
RoHS Directive 2002/95/EC  
WEEE Directive 2002/96/EC

With regard to Directive 2005/32/EC and EC Regulation 1275/2008 of 17 December 2008, this product is designed, produced, and classified as Professional Audio Equipment and thus is exempt from this Directive.

With regard to Directive 2005/32/EC and EC Regulation 278/2009 of 6 April 2009, this regulation applies to Class A (single output) external power supplies. The external power supply used with this product is a multi-output power supply and thus is exempt from this Directive.

Roger Johnsen  
Director, Engineering  
Signal Processing  
8760 S. Sandy Parkway  
Sandy, Utah 84070, USA  
Date: December 20, 2010

European Contact: Your local DigiTech Sales and Service Office or

Harman Music Group  
8760 South Sandy Parkway  
Sandy, Utah  
84070 USA  
Ph: (801) 566-8800  
Fax: (801) 568-7583

## ELECTROMAGNETIC COMPATIBILITY

This device complies with part 15 of the FCC Rules and the Product Specifications noted on the **Declaration of Conformity**. Operation is subject to the following two conditions:

- this device may not cause harmful interference, and
- this device must accept any interference received, including interference that may cause undesired operation.

Operation of this unit within significant electromagnetic fields should be avoided.

- use only shielded interconnecting cables.



If you want to dispose this product, do not mix it with general household waste. There is a separate collection system for used electronic products in accordance with legislation that requires proper treatment, recovery and recycling.

Private household in the 25 member states of the EU, in Switzerland and Norway may return their used electronic products free of charge to designated collection facilities or to a retailer (if you purchase a similar new one).

For Countries not mentioned above, please contact your local authorities for a correct method of disposal. By doing so you will ensure that your disposed product undergoes the necessary treatment, recovery and recycling and thus prevent potential negative effects on the environment and human health.

**NOTE:** The information contained in this manual is subject to change at any time without notification. Some information contained in this manual may also be inaccurate due to undocumented changes in the product or operating system since this version of the manual was completed. The information contained in this version of the owner's manual supersedes all previous versions.

## **Warning**

**For your protection, please read the following:**

### **Important Safety Instructions**

1. Read these instructions.
2. Keep these instructions.
3. Heed all warnings.
4. Do not use this apparatus near water.
5. Clean only with dry cloth.
6. Do not block any ventilation openings. Install in accordance with the manufacturer's instructions.
7. Do not install near any heat sources such as radiators, heat registers, stoves, or other apparatus (including amplifiers) that produce heat.
8. Protect the power cord from being walked on or pinched particularly at plugs, convenience receptacles, and the point where they exit from the apparatus.
9. Unplug this apparatus during lightning storms or when unused for long periods of time.
10. No user serviceable parts inside. Refer all servicing to qualified service personnel. Servicing is required when the apparatus has been damaged in any way, such as power-supply cord or plug is damaged, liquid has been spilled or objects have fallen into the apparatus, the apparatus has been exposed to rain or moisture, does not operate normally, or has been dropped.
11. **WARNING:** To reduce the risk of fire or electric shock, do not expose this apparatus to rain or moisture.
12. Refer to labels on the unit, including bottom cover, or other markings and pertinent information.

## Warranty

We at **DigiTech**<sup>®</sup> are very proud of our products and back up each one we sell with the following warranty:

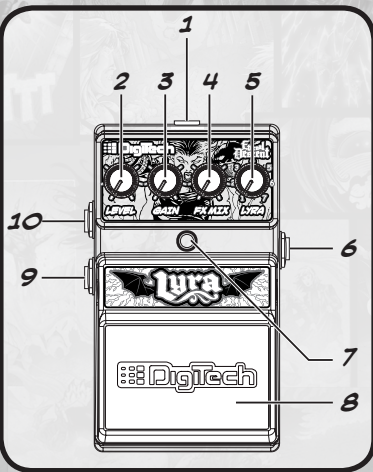
1. Please register online at [www.digitech.com](http://www.digitech.com) within ten days of purchase to validate this warranty.
2. DigiTech warrants this product, when used solely within the U.S., to be free from defects in materials and workmanship under normal use and service.
3. DigiTech liability under this warranty is limited to repairing or replacing defective materials that show evidence of defect, provided the product is returned to DigiTech WITH RETURN AUTHORIZATION, where all parts and labor will be covered up to a period of one year (this warranty is extended to a period of six years when the product has been properly registered by mail or through our website). A Return Authorization number may be obtained from DigiTech by telephone. The company shall not be liable for any consequential damage as a result of the product's use in any circuit or assembly.
4. Proof-of-purchase is considered to be the burden of the consumer.
5. DigiTech reserves the right to make changes in design, or make additions to, or improvements upon this product without incurring any obligation to install the same on products previously manufactured.
6. The consumer forfeits the benefits of this warranty if the product's main assembly is opened and tampered with by anyone other than a certified DigiTech technician or, if the product is used with AC voltages outside of the range suggested by the manufacturer.
7. The foregoing is in lieu of all other warranties, expressed or implied, and DigiTech neither assumes nor authorizes any person to assume any obligation or liability in connection with the sale of this product. In no event shall DigiTech or its dealers be liable for special or consequential damages or from any delay in the performance of this warranty due to causes beyond their control.

**CONGRATULATIONS AND THANK YOU** FOR PURCHASING THE ETERNAL DESCENT LYRA FX PEDAL BY DIGITECH! THE DIGITECH LYRA PEDAL IS A LIMITED EDITION STOMPBOX FEATURING THE TONES FROM THE MUSIC BEHIND THE ETERNAL DESCENT COMIC BOOK/CD CREATED BY GUITARIST/COMIC BOOK DESIGNER LLEXI LEON. THE 7 TONES IN LYRA WERE ORIGINALLY CREATED USING THE DIGITECH RP1000. THESE SEVEN SOUNDS HAVE BEEN CUSTOM PROGRAMMED INTO THE 7 LYRA (SONG) TYPES, SELECTABLE USING THE LYRA KNOB CONTROL. THE USER INTERFACE PROVIDES FURTHER CONTROL OVER EACH OF THESE TONES BY PROVIDING LEVEL, GAIN AND FX MIX CONTROL.

**LYRA'S FEATURES INCLUDE:**

- CUSTOM ETERNAL DESCENT ARTWORK
- SIGNATURE TONES FROM ETERNAL DESCENT SESSIONS BASED AROUND CUSTOM RP1000 PRESETS
- CONTROLS FOR LEVEL, GAIN, FX MIX, AND LYRA
- GUITAR INPUT
- MONO AND STEREO AMPLIFIER OUTPUTS
- INCLUDED PS200R DC POWER SUPPLY

## CONTROLS & JACKS



### **1. DC ADAPTER JACK**

CONNECT THE INCLUDED HARMAN PS200R POWER SUPPLY TO THIS JACK. USE THE PROPER SUPPLY FOR YOUR AREA'S MAINS LINE VOLTAGE.

### **2. LEVEL KNOB**

CONTROLS THE OUTPUT LEVEL. TURNING THE KNOB CLOCKWISE INCREASES THE LEVEL AND TURNING IT COUNTER-CLOCKWISE DECREASES THE LEVEL.

### **3. GAIN KNOB**

CONTROLS THE AMOUNT OF AMP/DISTORTION GAIN IN EACH OF THE LYRA TYPES. TURN THE KNOB CLOCKWISE TO INCREASE THE GAIN AND COUNTER-CLOCKWISE TO DECREASE THE GAIN. SET THE TO THE 12 O'CLOCK POSITION TO MATCH THE SOUND OF THE ACTUAL SONG.

### **4. FX MIX KNOB**

CONTROLS AMOUNT OF EFFECTS (MODULATION, DELAY, AND REVERB) THAT ARE MIXED IN WITH DISTORTION/AMP SOUND. TURN THE KNOB CLOCKWISE TO INCREASE THESE EFFECTS AND COUNTER-CLOCKWISE TO DECREASE THE EFFECTS. SET THE TO THE 12 O'CLOCK POSITION TO APPROXIMATELY MATCH THE SOUND OF THE ACTUAL SONG.

## 5. LYRA KNOB

THE LYRA KNOB SELECTS ONE OF THE SEVEN TONES TAKEN FROM SONGS OF THE ETERNAL DESCENT SOUNDTRACK.

THE SELECTABLE LYRA TONES ARE:

1. **CRYSTAL CASCADE** - A SHIMMERING CLEAN LADEN WITH REPEATS.  
"MEMORIES FLOODING BACK", "MOMENTS LOST IN TIME", "ECHO IN ETERNITY"
2. **THE MORASS** - AN EERIE TONE WITH A TOUCH OF DIRT AND A SWIRLING PHASE.  
"DISTANT MELODIES COME BUBBLING FROM THE BLACK MIRE"
3. **ETHEREAL ENTITY** - A SATURATED LEAD WITH A SLOW ATTACK AND REVERSE DELAY. "THE VOICES OF THE DAMNED ARE CALLING"
4. **DIVINE LEAD** - A SOARING ROCK LEAD WITH AN OCTAVE EFFECT.  
"AN ARIA OF THE ANGELS"
5. **LYRA'S LIGHTNING** - A SUPER CHARGED LEAD TONE WITH DELAY.  
"LYRA'S SIGNATURE SHRED ATTACK"
6. **DARK BLUES** - A SMOOTH TWEED TONE WITH A PLATE REVERB.  
"ON TOUR WITH CONSTELLATION 9"
7. **CRUSHING CHAOS** - A NIGHTMARE OF HEAVY GAIN AND EXTREME FLANGING.  
"MACHINATIONS OF A MADMAN"



**6. INPUT JACK**

CONNECT YOUR GUITAR HERE.

**7. INDICATOR LED**

THIS LED INDICATES WHEN THE EFFECT IS TURNED ON OR OFF.

**8. FOOT SWITCH**

PRESS THE FOOT SWITCH TO TURN THE EFFECT ON AND OFF.

**9. OUT 1 (MONO) JACK**

USE THIS OUTPUT WHEN CONNECTING TO A SINGLE AMP INPUT.

**10. OUT 2 JACK**

USE THIS OUTPUT IN CONJUNCTION WITH THE OUT 1 JACK WHEN CONNECTING TO TWO AMPLIFIERS FOR STEREO OPERATION.

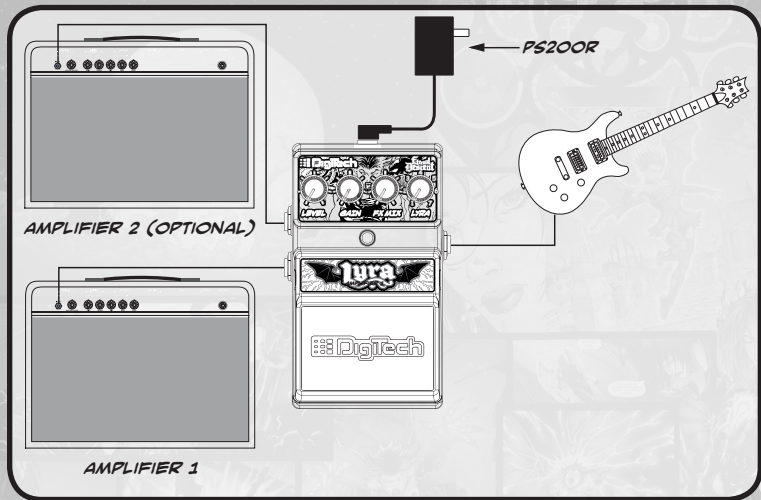


## **CONNECTIONS**

THE LYRA HAS A SINGLE INPUT AND A PAIR OF STEREO OUTPUTS.

***FOLLOW THESE SETUP DIRECTIONS BEFORE USE:***

1. TURN THE VOLUME DOWN ON THE AMPLIFIER YOU ARE CONNECTING TO.
2. CONNECT THE PEDAL OUTPUT TO THE AMPLIFIER INPUT.
3. CONNECT THE GUITAR TO THE PEDAL INPUT.
4. CONNECT THE POWER SUPPLY TO THE PEDAL.
5. TURN THE LEVEL CONTROL ON THE PEDAL TO THE MINIMUM POSITION.
6. TURN UP YOUR AMPLIFIER LEVEL TO THE DESIRED LISTENING LEVEL.
7. TURN ON THE PEDAL BY PRESSING THE PEDAL SWITCH AND GRADUALLY TURN UP THE LEVEL CONTROL ON THE PEDAL TO THE DESIRED LISTENING LEVEL.



## **SPECIFICATIONS**

### **CONTROLS**

#### **UNIT CONTROLS:**

Level, Gain, FX Mix, Lyra, Footswitch

### **INPUT**

#### **INPUT CONNECTOR TYPE:**

1/4" Mono (Tip/Sleeve)

#### **MAXIMUM INPUT LEVEL:**

+8 dBu

#### **INPUT IMPEDANCE:**

1 M $\Omega$ m

### **OUTPUTS (1 & 2)**

#### **OUTPUT CONNECTOR TYPE:**

1/4" Mono (Tip/Sleeve)

#### **MAXIMUM OUTPUT LEVEL:**

+8 dBu

#### **OUTPUT IMPEDANCE:**

100 Ohms

### **DIGITAL**

#### **A/D/A CONVERSION:**

24-bit

#### **SAMPLE RATE:**

44.1 kHz

#### **SNR:**

$\geq$  100 dB (A-Weighted)

## POWER

**POWER:**

1.4 Watts

**CURRENT DRAW:**

140 mA @ 9 VDC

**ADAPTER:**

PS200R (Included), Output: 9.6 VDC 300 mA

**US AND CANADA:**

PS200R-120

**JAPAN:**

PS200R-100

**EUROPE:**

PS200R-230

**UK:**

PS200R-240

**AUSTRALIA:**

PS200R-240-AU

## DIMENSIONS

**UNIT DIMENSIONS:**

3.13" (W) x 4.94" (L) x 2.13" (H)

79.5 mm (W) x 125.5 mm (L) x 54.1 mm (H)

## WEIGHT

**UNIT WEIGHT:**

0.75 lbs

0.34 kg

**NOTES:**

NOW IF YOU'LL  
EXCUSE ME BOYS, MY  
PUBLIC AREA...



AAAAHHH!

GET AWAY  
FROM ME!

CUTE  
VERY...

**NOTES:**

---



DigiTech®  
8760 South Sandy Parkway  
Sandy, Utah 84070  
PH (801) 566-8800  
FAX (801) 566-7005  
www.digitech.com

Lyra Owner's Manual 18-0834V-A  
Printed in China

DigiTech is a registered trademark of Harman.

©2011 Harman. All rights reserved.



**Eternal  
Descent**

**DigiTech**  
by HARMAN